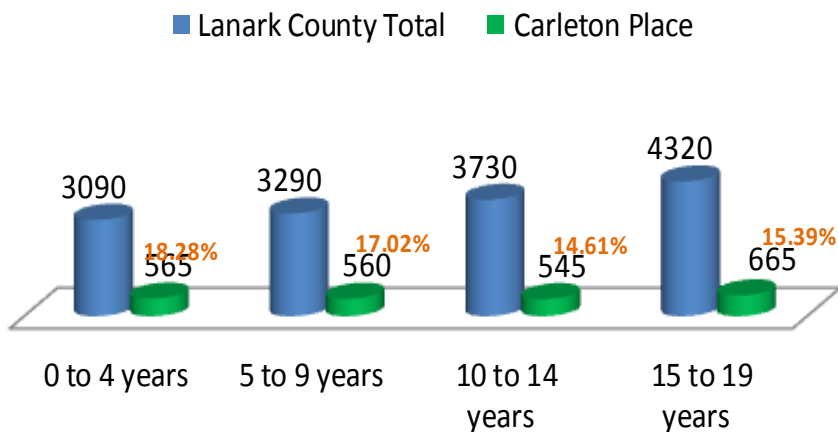


## Population of Children<sup>1</sup>

### 2011 Census Population of Children <19



## Family Structure<sup>1</sup>

**Number of Families:** Of all census families in private households in Lanark County 83.06% (16445) have children 24 and younger living at home. 15.78% (2595) of these families with children under 24 live in Carleton Place.

**Lone Parent Families:** In Lanark County there are 2730 lone parent families, 20.33% (555) of these lone parent families reside in Carleton Place.

## Languages<sup>1</sup>

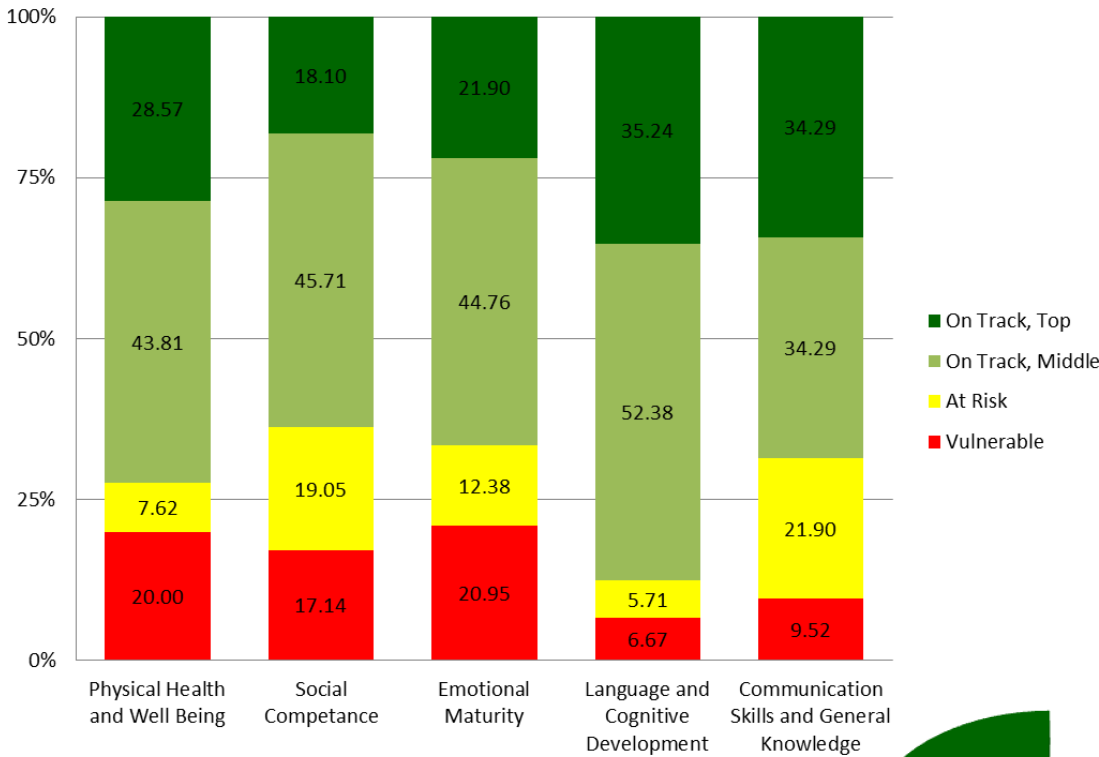
90.95% of the residents of Carleton Place mother tongue is English. This is lower than the Lanark County average of 92.89%. Most common non official language is German. 4.68% of the population mother tongue was French.

## Libraries<sup>2</sup>

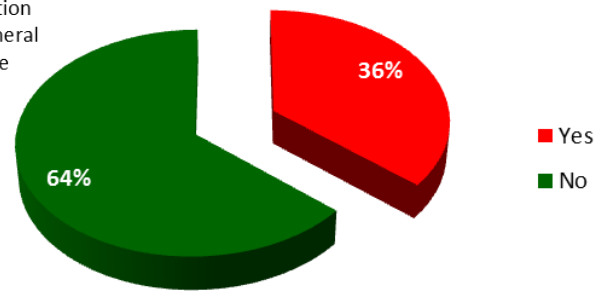
total population served resident and contracting	16214
number of active cardholders	5666
% of population that are active cardholders	35%
annual program attendance	1357

# The Five Key EDI Domains<sup>3</sup>

Carleton Place



## EDI Low in 1 or More Domains<sup>3</sup>



2011/2012 EQAO <sup>4</sup>	Provincial Scores ON	Lanark County	Carleton Place
<b>% Successful:</b>			
Grade 3 Reading	66.00	63.07	75.00
Grade 3 Writing	76.00	76.30	91.67
Grade 3 Math	68.00	63.35	80.67
Grade 6 Reading	75.00	76.41	71.00
Grade 6 Writing	74.00	71.48	67.50
Grade 6 Math	58.00	46.75	47.25
<b>% reaching level three or above:</b>			
Grade 9 Mathematical : Applied	44	51.25	49.50
Grade 9 Mathematical Assessment: Academic	84	79.63	76.00
Grade 10 OSSLT percentage students successful	82	70.38	83.50

3=2010/2011 Cycle 3 Early Development Instrument for Lanark County from Offord Centre

4=2011/12 Data Education Quality and Accountability Office, Avg. by schools in that neighbourhood

Above Cty Avg	Below Cty Avg
---------------	---------------